



Curb Roller Manufacturing

Product Catalog



Curb Roller	4
Stock Drums	5
Custom Drums	21
Kits	22
Parts	24
Hydra-Screed	27
Custom Drums	27
Kits	28
Parts	29
Hydra-Pack	31
Parts	31
Batt Screed	32
Kits	32
Parts	33
Eel Screed	35
Kits	35
Parts	36
Aluminum Pipe	38
Steel Tube	39



PROUD MEMBER OF



Curb Roller 4000

The Curb Roller is an award winning machine built to stand up to the rigor of every day concrete work, and has an intuitive design to help get the job done. The drums can easily be switched out, which means you don't have to be limited to one shaping style. Because of this, crews will see an average increase of 50% in their speed and production over the more traditional methods. Comes with a 3 year warranty.

SKU	ITEM
40900-001	CM4000



Curb Roller 4100

The CM4100 is the large frame version of the original Curb Roller CM4000. The frame handles up to a 10" curb height while still allowing standard or short drums to be used. Comes with a 3 year warranty.

SKU	ITEM
41900-001	CM4100



Includes: (1) Drum Sweep Kit, (1) Kickstand, (1) Guide Ring, (1) Auxiliary Handle, (1) Operator's Belt, (1) Two-Way Directional Valve, (1) 25' Hose Assembly, (1) Quick Connect Couplers

40900-001
40525-010

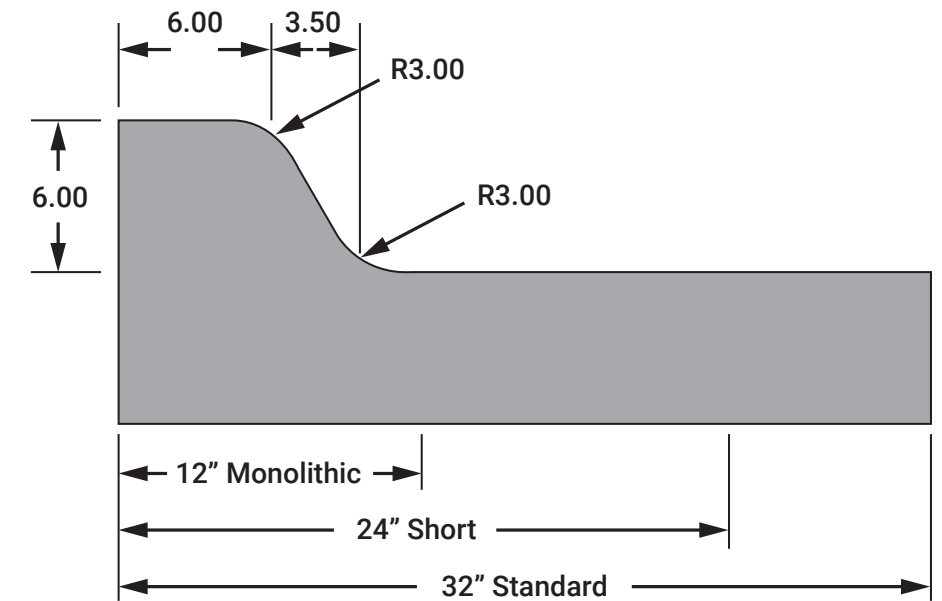


Drum Profile 1

The #1 Curb Roller drum is comparable to: Arkansas, Kansas and Montana.

SPECIFICATIONS	
CURB HEIGHT	6.00
TOP RADIUS	3.00
BOTTOM RADIUS	3.00
TOP WIDTH	6.00
BATTER/LAYBACK	3.50

SKU	
STANDARD	40525-001
SHORT	40425-001
MONOLITHIC	40325-001



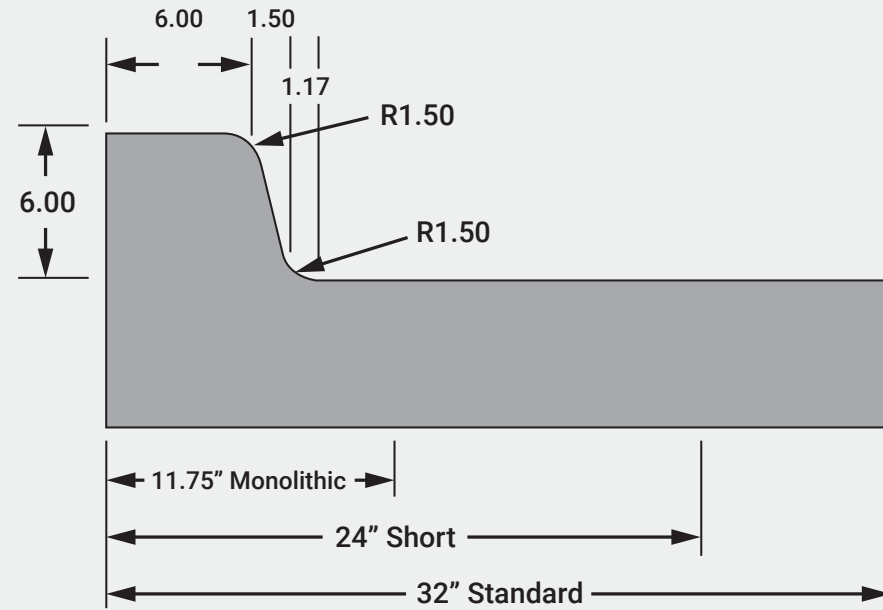
ITEM	SKU
#1 CURB TOOL	40510-001

Drum Profile 2

The #2 Curb Roller drum is comparable to: Colorado.

SPECIFICATIONS	
CURB HEIGHT	6.00
TOP RADIUS	1.50
BOTTOM RADIUS	1.50
TOP WIDTH	6.00
BATTER/LAYBACK	1.50

SKU	
STANDARD	40525-002
SHORT	40425-002
MONOLITHIC	40325-002

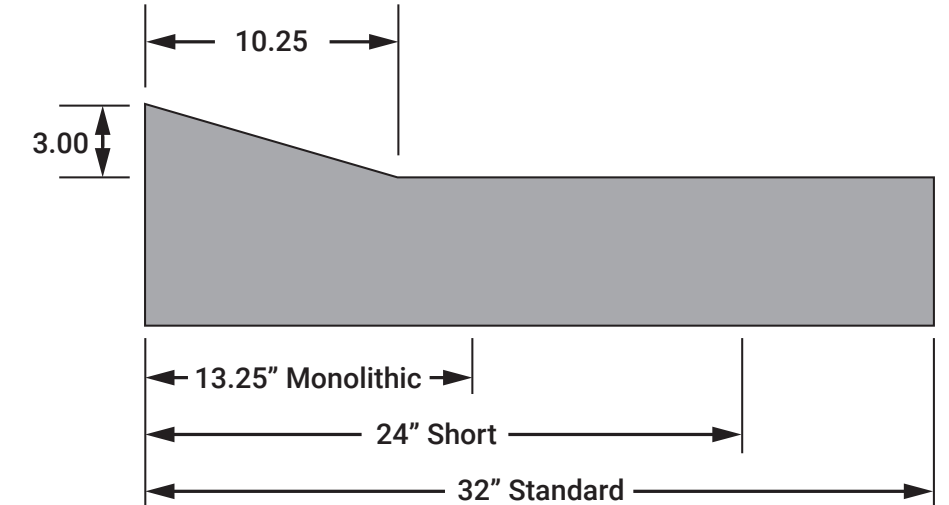


ITEM	SKU
#2 CURB TOOL	40510-002

Drum Profile 4

SPECIFICATIONS	
CURB HEIGHT	3.00
TOP RADIUS	0.00
BOTTOM RADIUS	0.00
TOP WIDTH	10.25
BATTER/LAYBACK	0.00

SKU	
STANDARD	40525-004
SHORT	40425-004
MONOLITHIC	40325-004

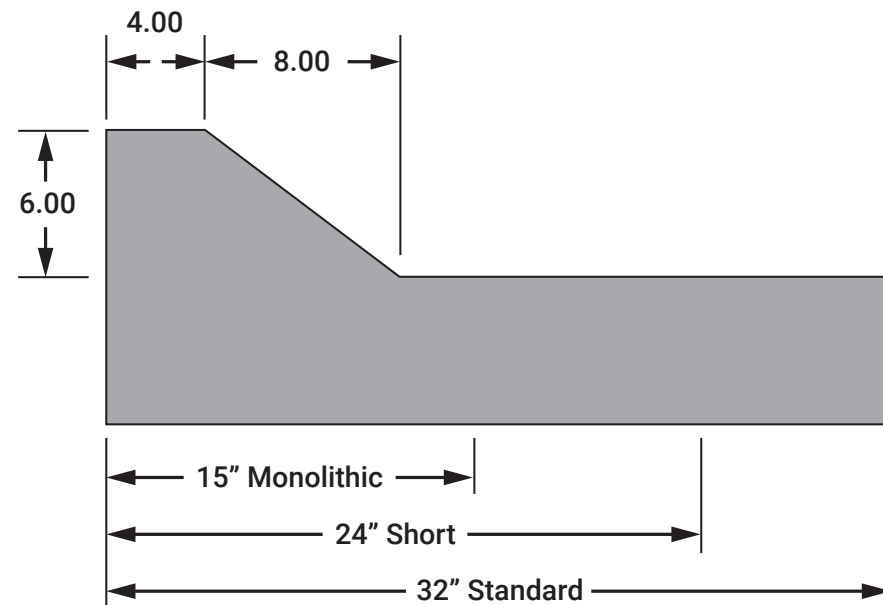


ITEM	SKU
#4 CURB TOOL	40510-004

Drum Profile 3

SPECIFICATIONS	
CURB HEIGHT	6.00
TOP RADIUS	0.00
BOTTOM RADIUS	0.00
TOP WIDTH	4.00
BATTER/LAYBACK	8.00

SKU	
STANDARD	40525-003
SHORT	40425-003
MONOLITHIC	40325-003

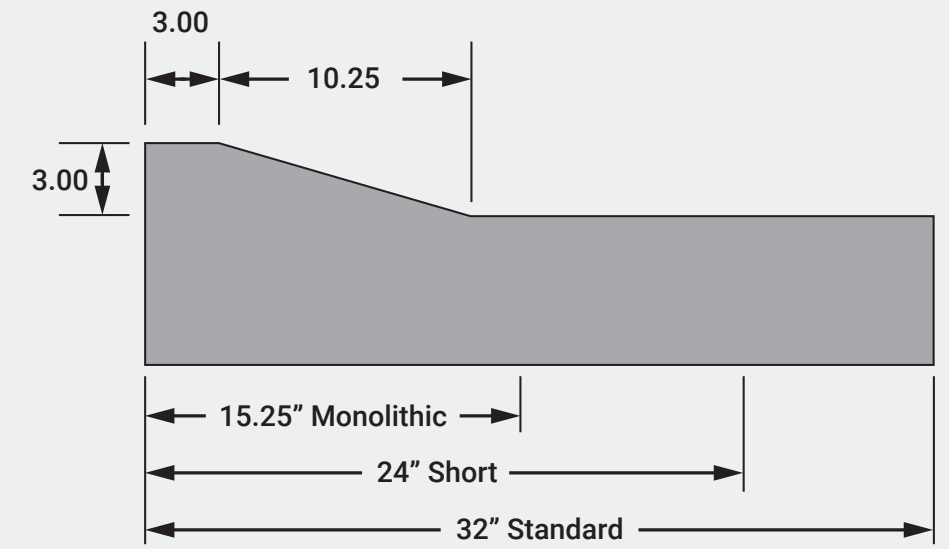


ITEM	SKU
#3 CURB TOOL	40510-003

Drum Profile 5

SPECIFICATIONS	
CURB HEIGHT	3.00
TOP RADIUS	0.00
BOTTOM RADIUS	0.00
TOP WIDTH	3.00
BATTER/LAYBACK	10.25

SKU	
STANDARD	40525-005
SHORT	40425-005
MONOLITHIC	40325-005

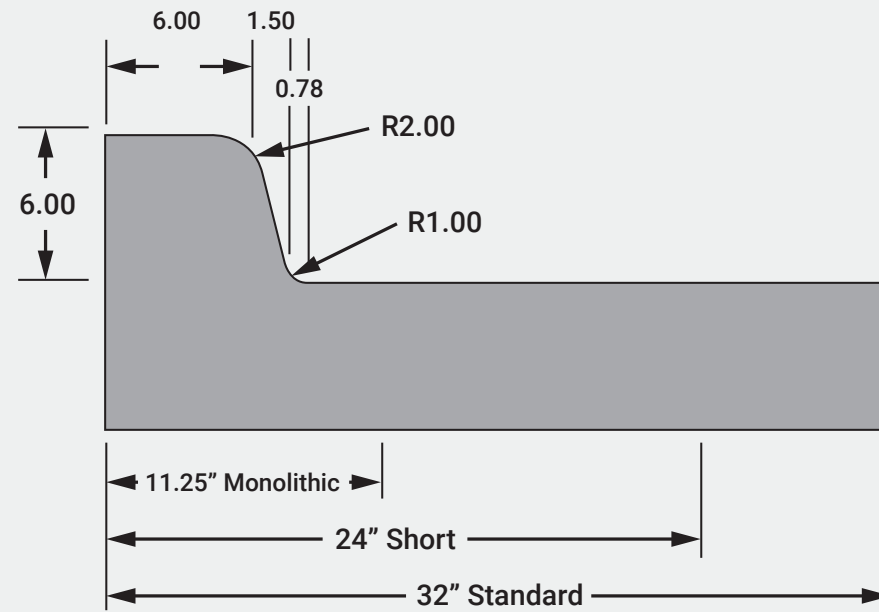


ITEM	SKU
#5 CURB TOOL	40510-005

Drum Profile 6

SPECIFICATIONS	
CURB HEIGHT	6.00
TOP RADIUS	2.00
BOTTOM RADIUS	1.00
TOP WIDTH	6.00
BATTER/LAYBACK	1.50

SKU	
STANDARD	40525-006
SHORT	40425-006
MONOLITHIC	40325-006



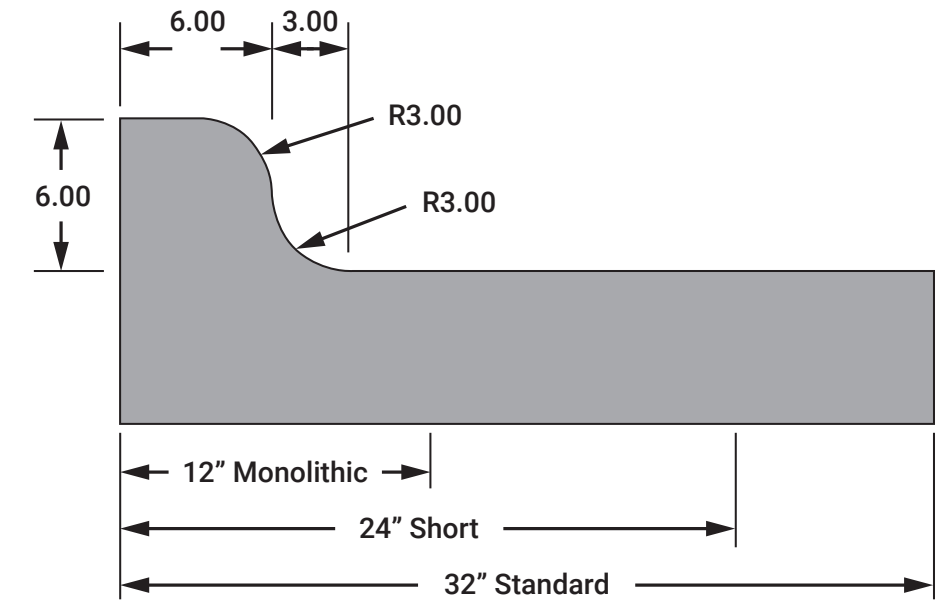
ITEM	SKU
#6 CURB TOOL	40510-006

Drum Profile 8

The #8 Curb Roller drum is comparable to: North Carolina and Wisconsin.

SPECIFICATIONS	
CURB HEIGHT	6.00
TOP RADIUS	3.00
BOTTOM RADIUS	3.00
TOP WIDTH	6.00
BATTER/LAYBACK	3.00

SKU	
STANDARD	40525-008
SHORT	40425-008
MONOLITHIC	40325-008

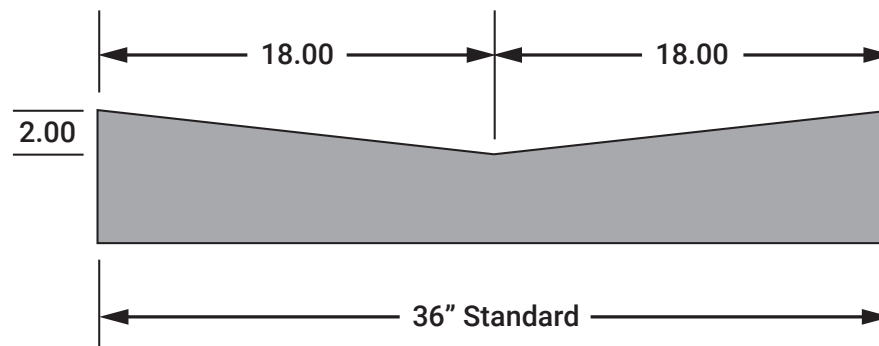


ITEM	SKU
#8 CURB TOOL	40510-008

Drum Profile 7

SPECIFICATIONS	
CURB HEIGHT	2.00
TOP RADIUS	0.00
BOTTOM RADIUS	0.00
TOP WIDTH	0.00
BATTER/LAYBACK	0.00

SKU	
STANDARD	40525-007
SHORT	40425-007
MONOLITHIC	40325-007

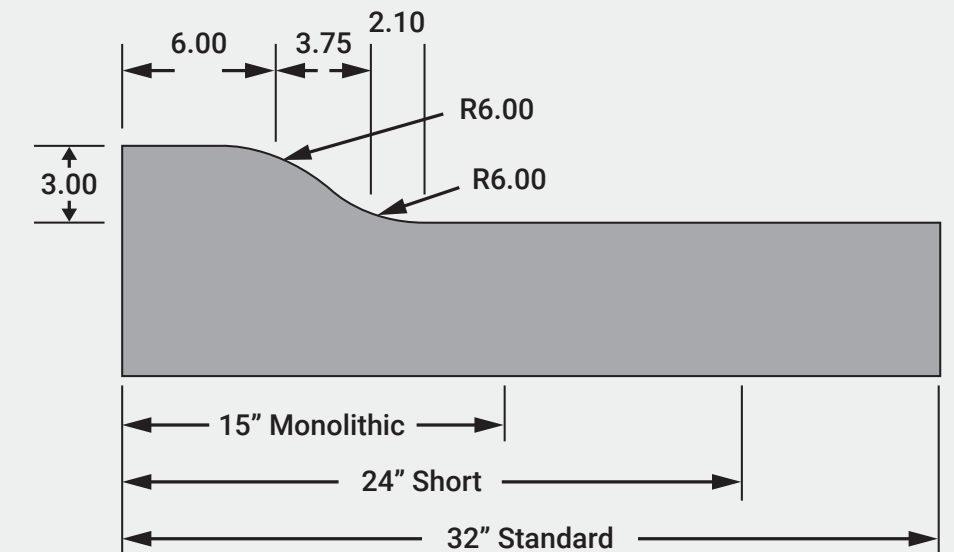


ITEM	SKU
#7 CURB TOOL	40510-007

Drum Profile 9

SPECIFICATIONS	
CURB HEIGHT	3.00
TOP RADIUS	6.00
BOTTOM RADIUS	6.00
TOP WIDTH	6.00
BATTER/LAYBACK	3.75

SKU	
STANDARD	40525-009
SHORT	40425-009
MONOLITHIC	40325-009

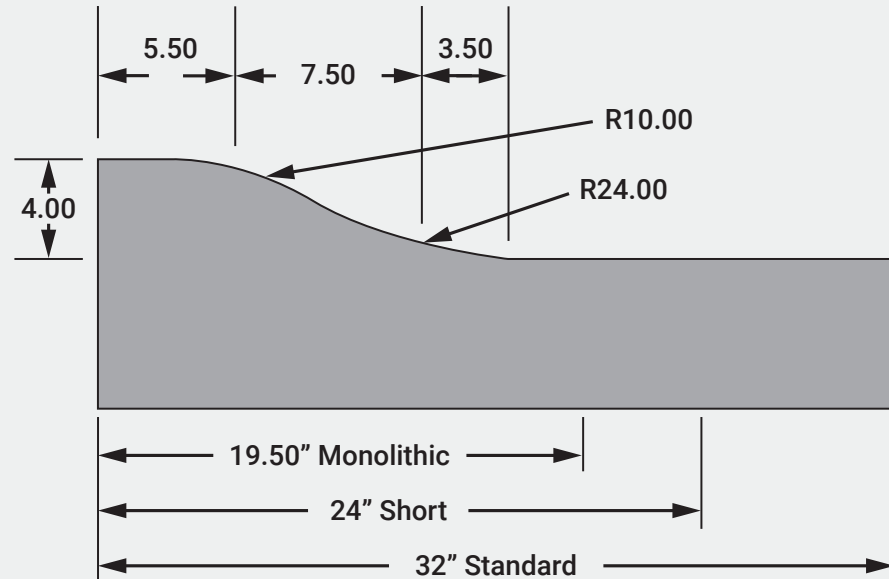


ITEM	SKU
#9 CURB TOOL	40510-009

Drum Profile 10

SPECIFICATIONS	
CURB HEIGHT	4.00
TOP RADIUS	10.00
BOTTOM RADIUS	24.00
TOP WIDTH	5.50
BATTER/LAYBACK	7.50

SKU	
STANDARD	40525-010
SHORT	40425-010
MONOLITHIC	40325-010

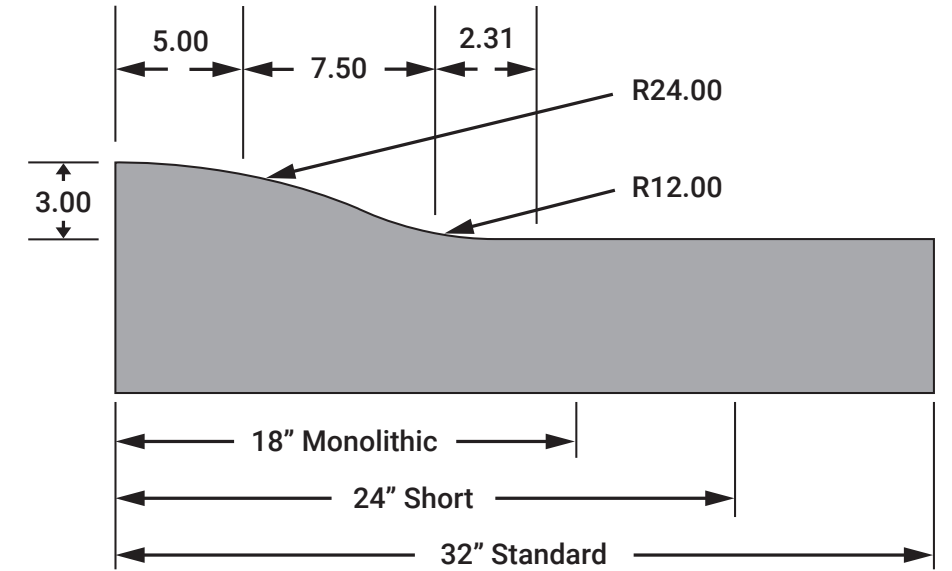


ITEM	SKU
#10 CURB TOOL	40510-010

Drum Profile 12

SPECIFICATIONS	
CURB HEIGHT	3.00
TOP RADIUS	24.00
BOTTOM RADIUS	12.00
TOP WIDTH	5.00
BATTER/LAYBACK	7.50

SKU	
STANDARD	40525-012
SHORT	40425-012
MONOLITHIC	40325-012

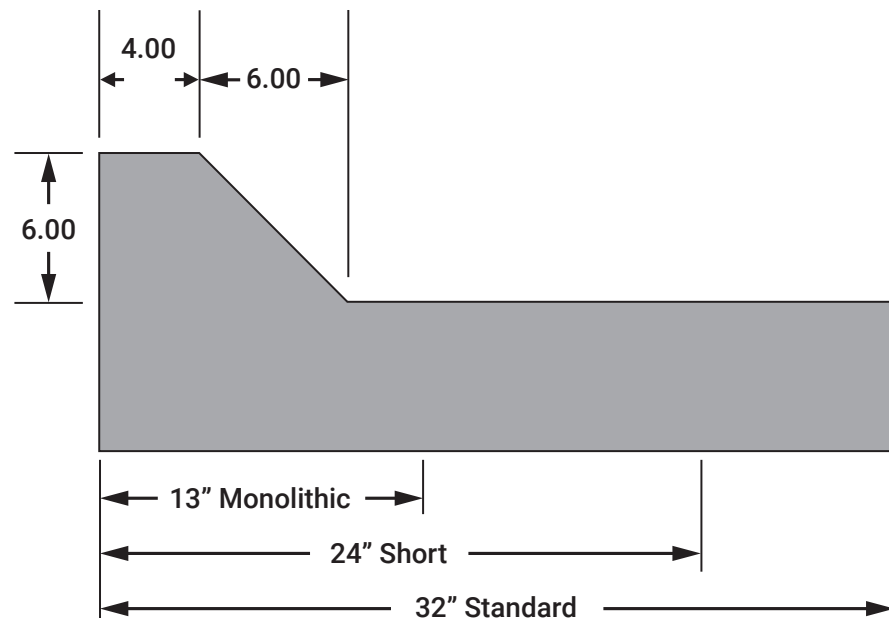


ITEM	SKU
#12 CURB TOOL	40510-012

Drum Profile 11

SPECIFICATIONS	
CURB HEIGHT	6.00
TOP RADIUS	0.00
BOTTOM RADIUS	0.00
TOP WIDTH	4.00
BATTER/LAYBACK	6.00

SKU	
STANDARD	40525-011
SHORT	40425-011
MONOLITHIC	40325-011

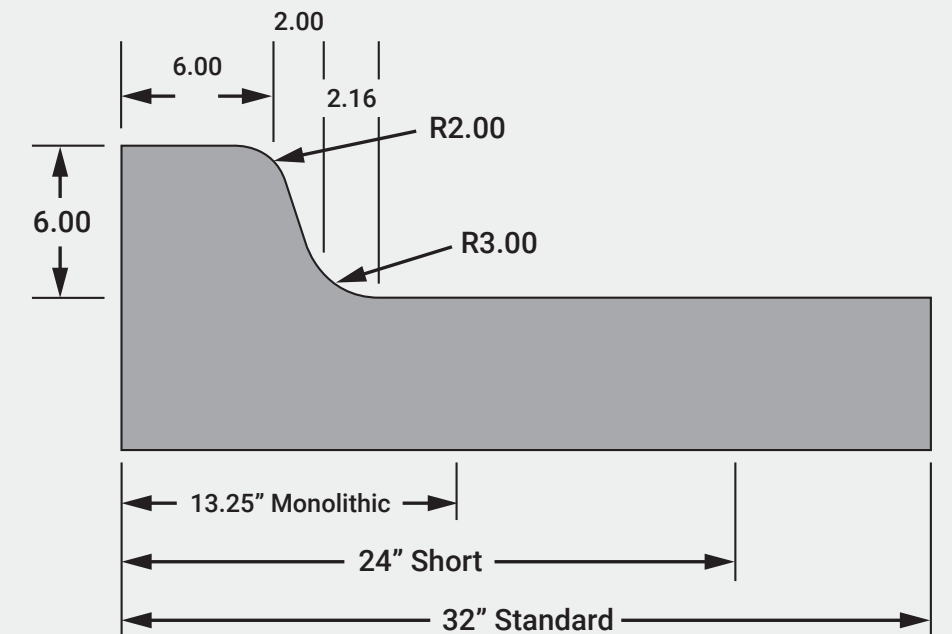


ITEM	SKU
#11 CURB TOOL	40510-011

Drum Profile 13

SPECIFICATIONS	
CURB HEIGHT	6.00
TOP RADIUS	2.00
BOTTOM RADIUS	3.00
TOP WIDTH	6.00
BATTER/LAYBACK	2.00

SKU	
STANDARD	40525-013
SHORT	40425-013
MONOLITHIC	40325-013



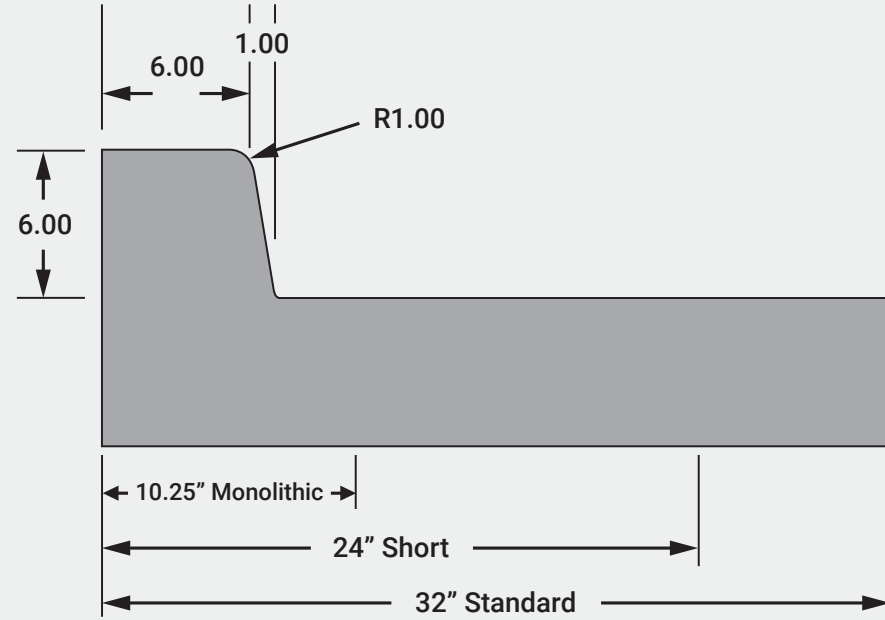
ITEM	SKU
#13 CURB TOOL	40510-013

Drum Profile 14

Comparable to: Illinois, Oregon, Utah and Washington State.

SPECIFICATIONS	
CURB HEIGHT	6.00
TOP RADIUS	1.00
BOTTOM RADIUS	0.00
TOP WIDTH	6.00
BATTER/LAYBACK	1.00

SKU	
STANDARD	40525-014
SHORT	40425-014
MONOLITHIC	40325-014



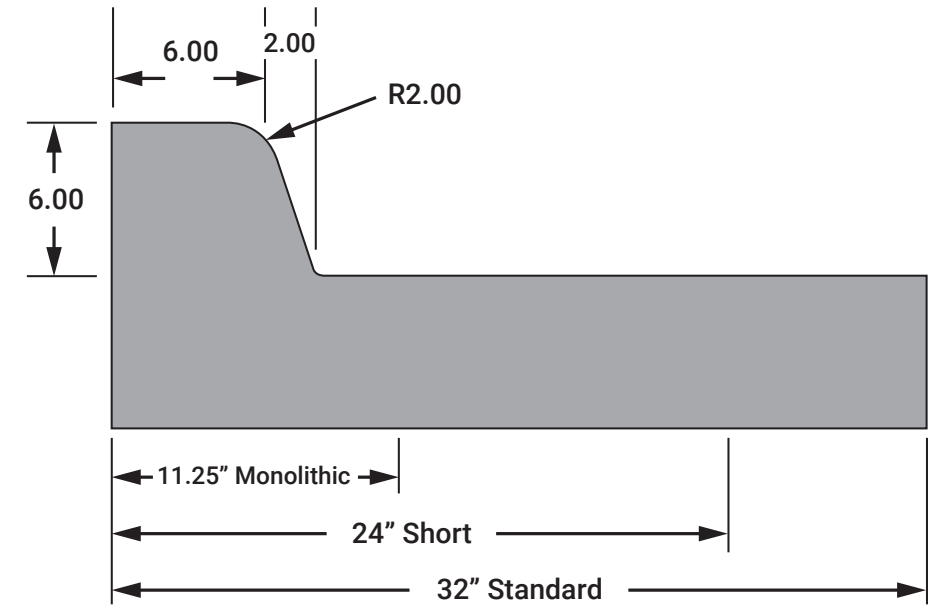
ITEM	SKU
#14 CURB TOOL	40510-014

Drum Profile 16

The #16 Curb Roller drum is comparable to: Virginia DOT.

SPECIFICATIONS	
CURB HEIGHT	6.00
TOP RADIUS	2.00
BOTTOM RADIUS	0.00
TOP WIDTH	6.00
BATTER/LAYBACK	2.00

SKU	
STANDARD	40525-016
SHORT	40425-016
MONOLITHIC	40325-016

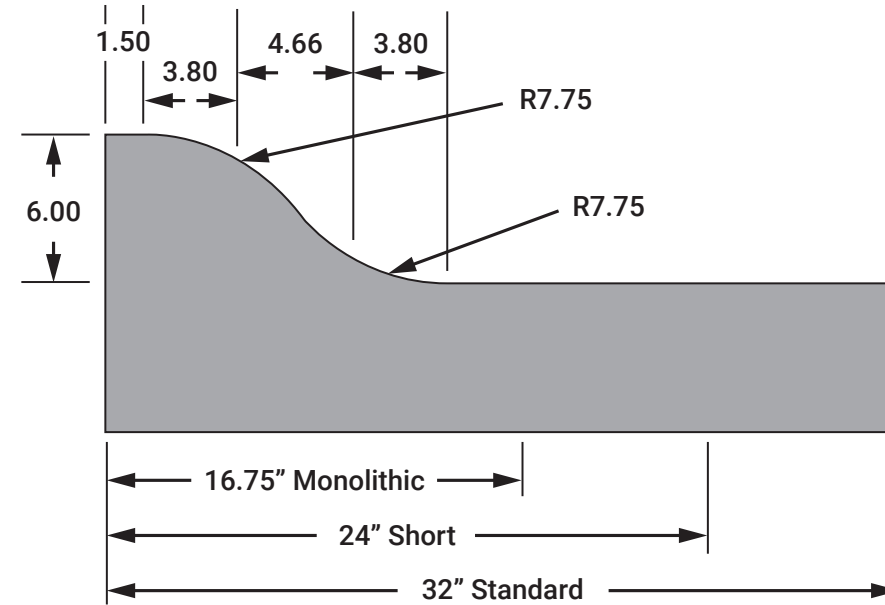


ITEM	SKU
#16 CURB TOOL	40510-016

Drum Profile 15

SPECIFICATIONS	
CURB HEIGHT	6.00
TOP RADIUS	7.75
BOTTOM RADIUS	7.75
TOP WIDTH	1.50
BATTER/LAYBACK	0.00

SKU	
STANDARD	40525-015
SHORT	40425-015
MONOLITHIC	40325-015



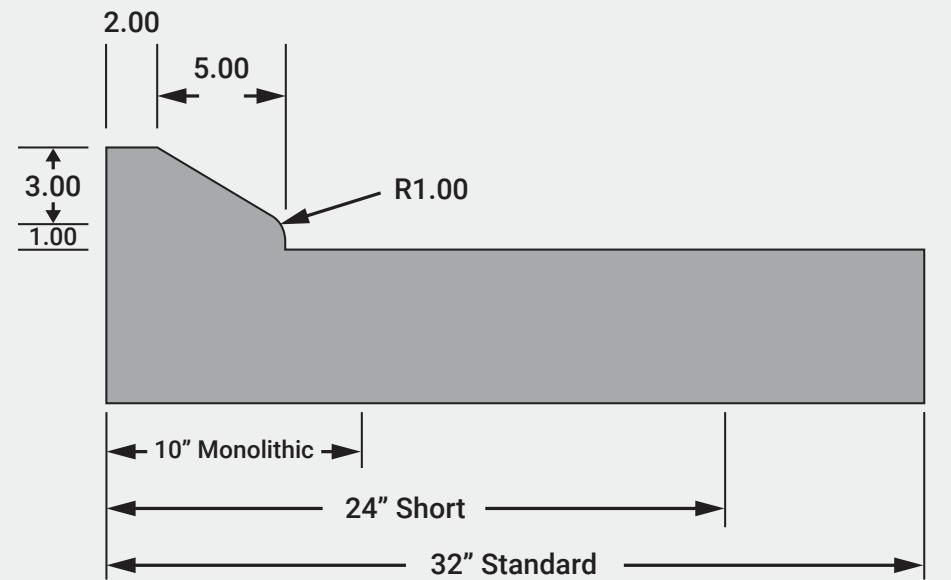
ITEM	SKU
#15 CURB TOOL	40510-015

Drum Profile 17

Comparable to: Virginia Mountable and Kentucky Island Curb.

SPECIFICATIONS	
CURB HEIGHT	4.00
TOP RADIUS	0.00
BOTTOM RADIUS	1.00
TOP WIDTH	2.00
BATTER/LAYBACK	5.00

SKU	
STANDARD	40525-017
SHORT	40425-017
MONOLITHIC	40325-017



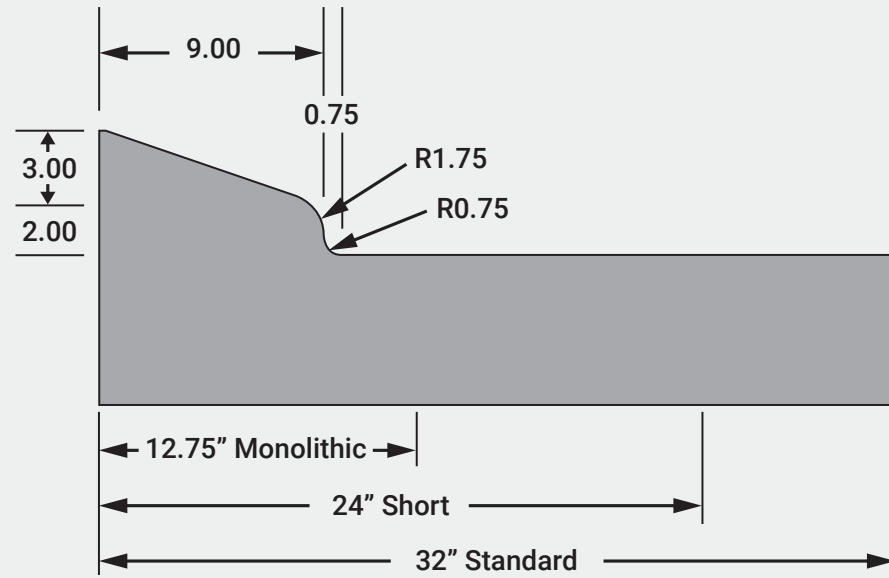
ITEM	SKU
#17 CURB TOOL	40510-017

Drum Profile 18

The #18 Curb Roller drum is comparable to: Florida E.

SPECIFICATIONS	
CURB HEIGHT	5.00
TOP RADIUS	1.75
BOTTOM RADIUS	0.75
TOP WIDTH	0.00
BATTER/LAYBACK	9.00

SKU	
STANDARD	40525-018
SHORT	40425-018
MONOLITHIC	40325-018



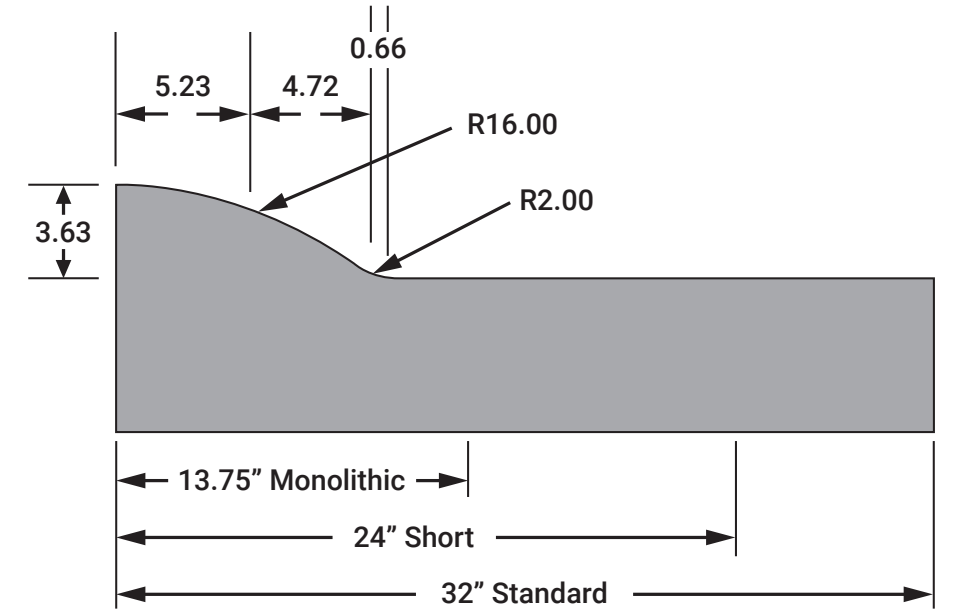
ITEM	SKU
#18 CURB TOOL	40510-018

Drum Profile 20

The #20 Curb Roller drum is comparable to: City of Sacramento.

SPECIFICATIONS	
CURB HEIGHT	3.63
TOP RADIUS	16.00
BOTTOM RADIUS	2.00
TOP WIDTH	0.00
BATTER/LAYBACK	0.00

SKU	
STANDARD	40525-020
SHORT	40425-020
MONOLITHIC	40325-020



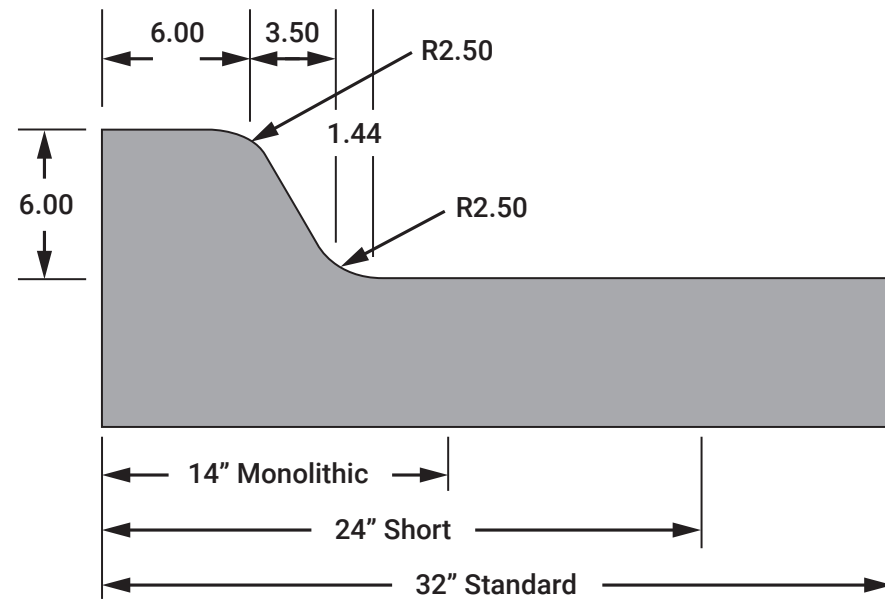
ITEM	SKU
#20 CURB TOOL	40510-020

Drum Profile 19

The #19 Curb Roller drum is comparable to: KDOT.

SPECIFICATIONS	
CURB HEIGHT	6.00
TOP RADIUS	2.50
BOTTOM RADIUS	2.50
TOP WIDTH	6.00
BATTER/LAYBACK	3.50

SKU	
STANDARD	40525-019
SHORT	40425-019
MONOLITHIC	40325-019



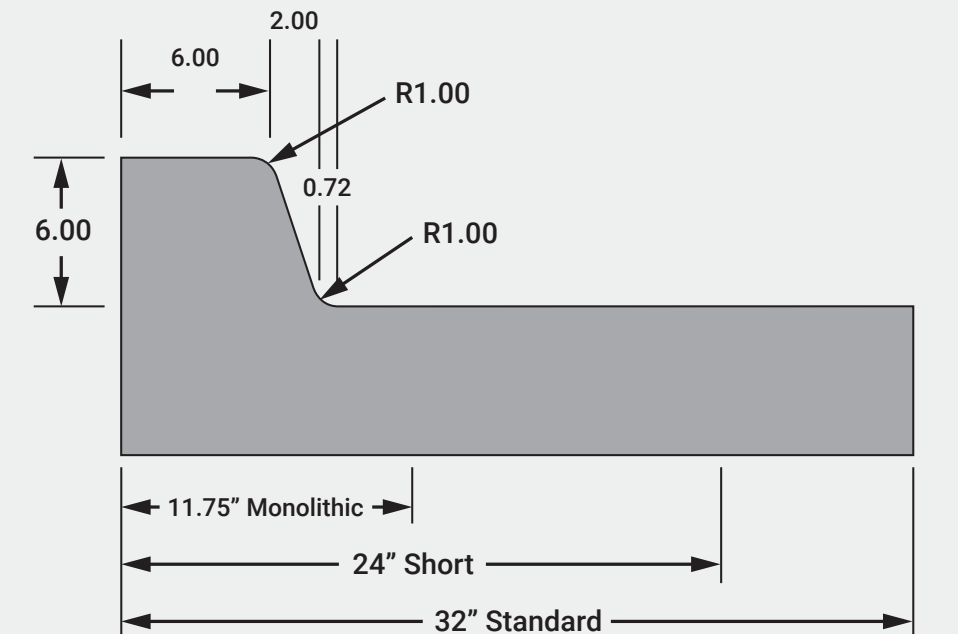
ITEM	SKU
#19 CURB TOOL	40510-019

Drum Profile 21

The #21 Curb Roller drum is comparable to: Ontario.

SPECIFICATIONS	
CURB HEIGHT	6.00
TOP RADIUS	1.00
BOTTOM RADIUS	1.00
TOP WIDTH	6.00
BATTER/LAYBACK	2.00

SKU	
STANDARD	40525-021
SHORT	40425-021
MONOLITHIC	40325-021



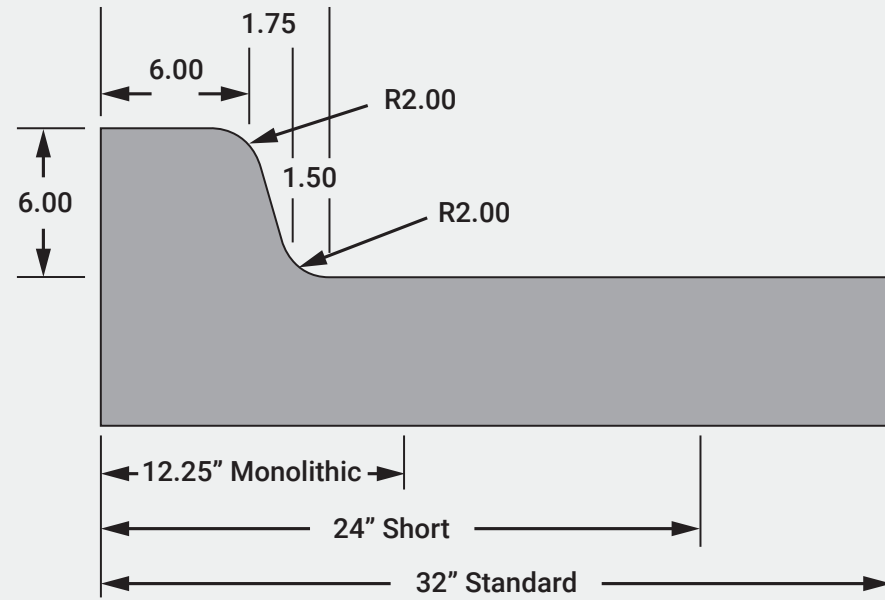
ITEM	SKU
#21 CURB TOOL	40510-021

Drum Profile 22

The #22 Curb Roller drum is comparable to: Michigan.

SPECIFICATIONS	
CURB HEIGHT	6.00
TOP RADIUS	2.00
BOTTOM RADIUS	2.00
TOP WIDTH	6.00
BATTER/LAYBACK	1.75

SKU	
STANDARD	40525-022
SHORT	40425-022
MONOLITHIC	40325-022



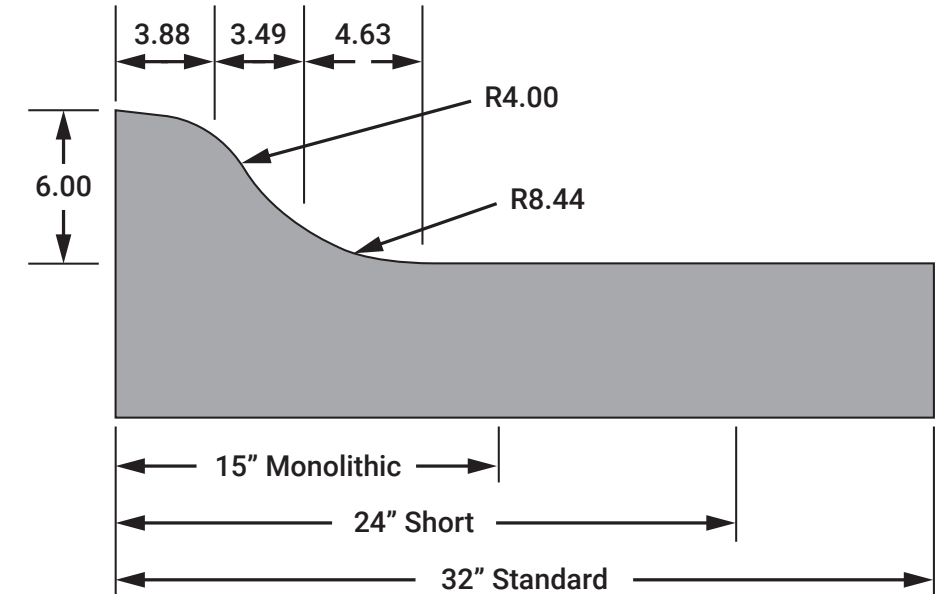
ITEM	SKU
#22 CURB TOOL	40510-022

Drum Profile 24

The #24 Curb Roller drum is comparable to: Nebraska.

SPECIFICATIONS	
CURB HEIGHT	6.00
TOP RADIUS	4.00
BOTTOM RADIUS	8.44
TOP WIDTH	0.00
BATTER/LAYBACK	0.00

SKU	
STANDARD	40525-024
SHORT	40425-024
MONOLITHIC	40325-024



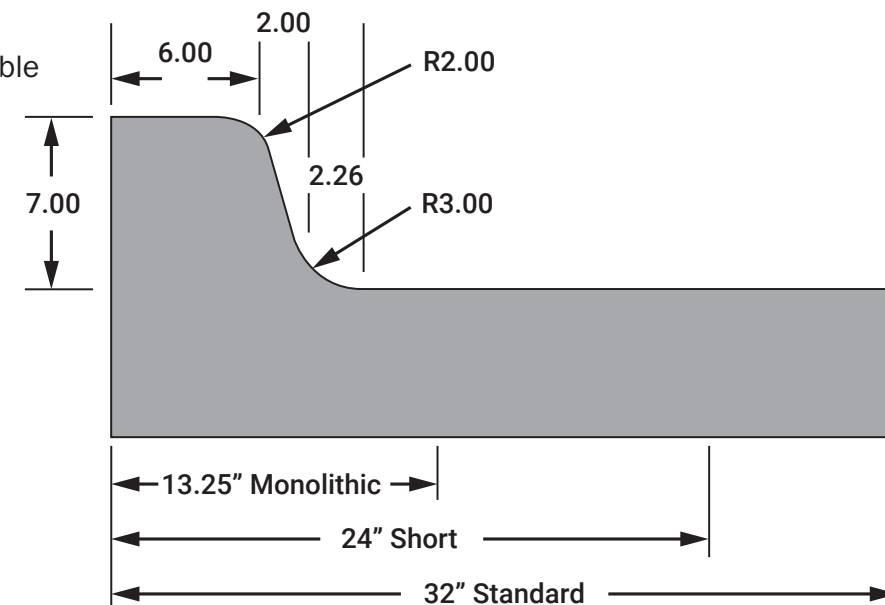
ITEM	SKU
#24 CURB TOOL	40510-024

Drum Profile 23

The #23 Curb Roller drum is comparable to: Michigan. **Requires CM4100.**

SPECIFICATIONS	
CURB HEIGHT	7.00
TOP RADIUS	2.00
BOTTOM RADIUS	3.00
TOP WIDTH	6.00
BATTER/LAYBACK	2.00

SKU	
STANDARD	40525-023
SHORT	40425-023
MONOLITHIC	40325-023



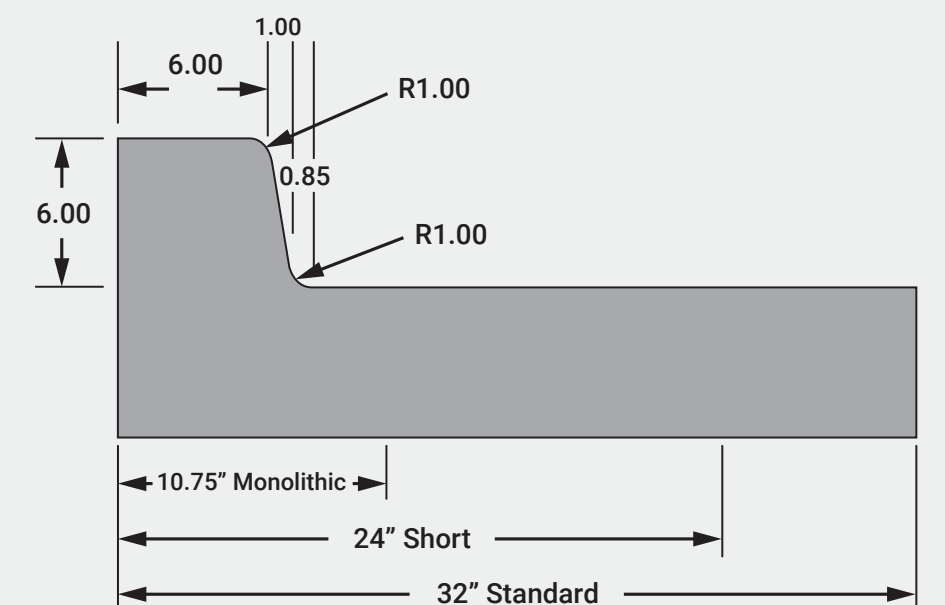
ITEM	SKU
#23 CURB TOOL	40510-023

Drum Profile 25

Comparable to: South Carolina Barrier.

SPECIFICATIONS	
CURB HEIGHT	6.00
TOP RADIUS	1.00
BOTTOM RADIUS	1.00
TOP WIDTH	6.00
BATTER/LAYBACK	1.00

SKU	
STANDARD	40525-025
SHORT	40425-025
MONOLITHIC	40325-025



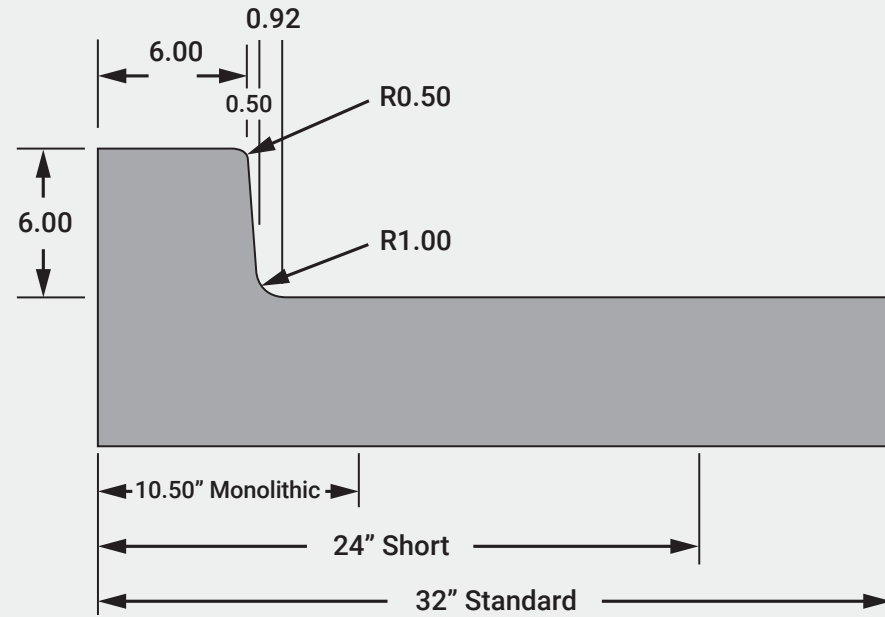
ITEM	SKU
#25 CURB TOOL	40510-025

Drum Profile 26

Comparable to: Tennessee Barrier.

SPECIFICATIONS	
CURB HEIGHT	6.00
TOP RADIUS	0.50
BOTTOM RADIUS	1.00
TOP WIDTH	6.00
BATTER/LAYBACK	0.50

SKU	
STANDARD	40525-026
SHORT	40425-026
MONOLITHIC	40325-026



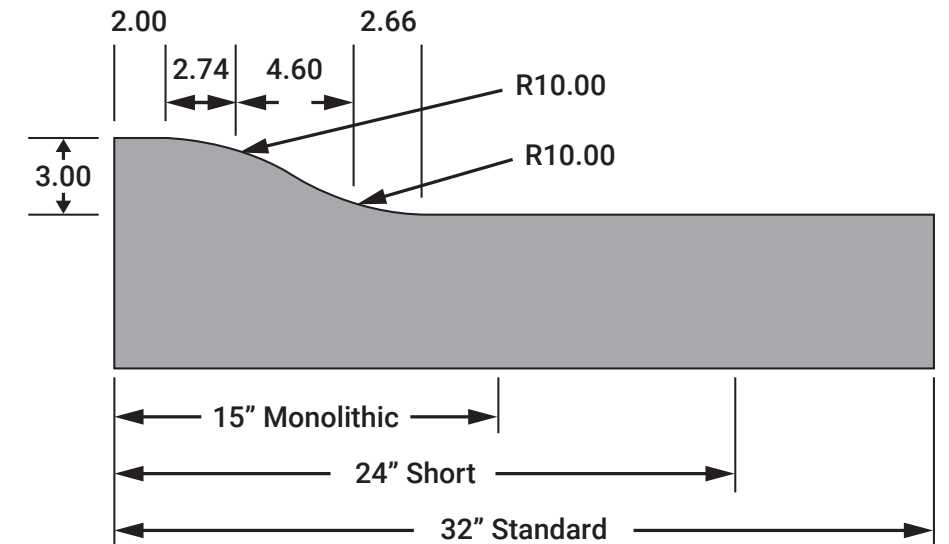
ITEM	SKU
#26 CURB TOOL	40510-026

Drum Profile 28

Comparable to: South Carolina Rollover.

SPECIFICATIONS	
CURB HEIGHT	3.00
TOP RADIUS	10.00
BOTTOM RADIUS	10.00
TOP WIDTH	2.00
BATTER/LAYBACK	0.00

SKU	
STANDARD	40525-028
SHORT	40425-028
MONOLITHIC	40325-028



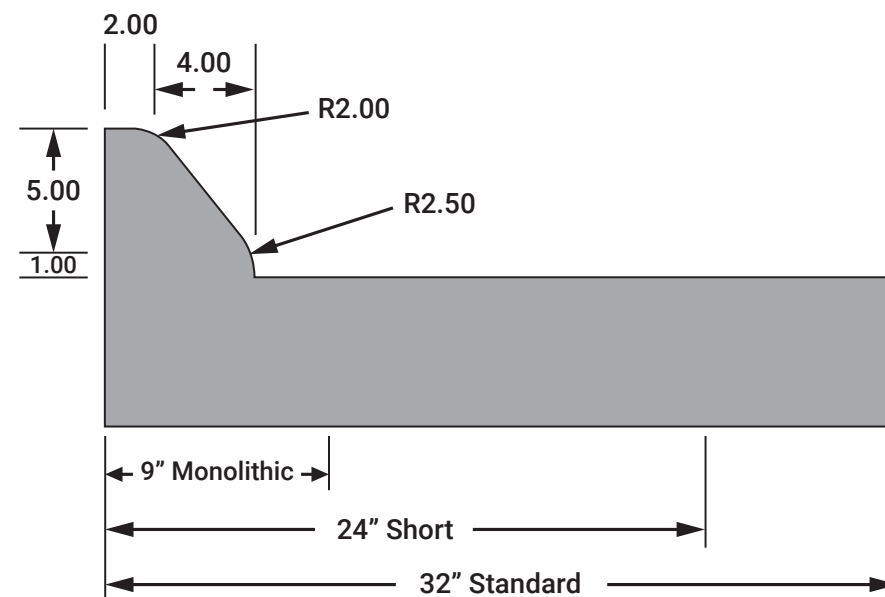
ITEM	SKU
#28 CURB TOOL	40510-028

Drum Profile 27

Comparable to: South Carolina Mountable.

SPECIFICATIONS	
CURB HEIGHT	6.00
TOP RADIUS	2.00
BOTTOM RADIUS	2.50
TOP WIDTH	2.00
BATTER/LAYBACK	4.00

SKU	
STANDARD	40525-027
SHORT	40425-027
MONOLITHIC	40325-027

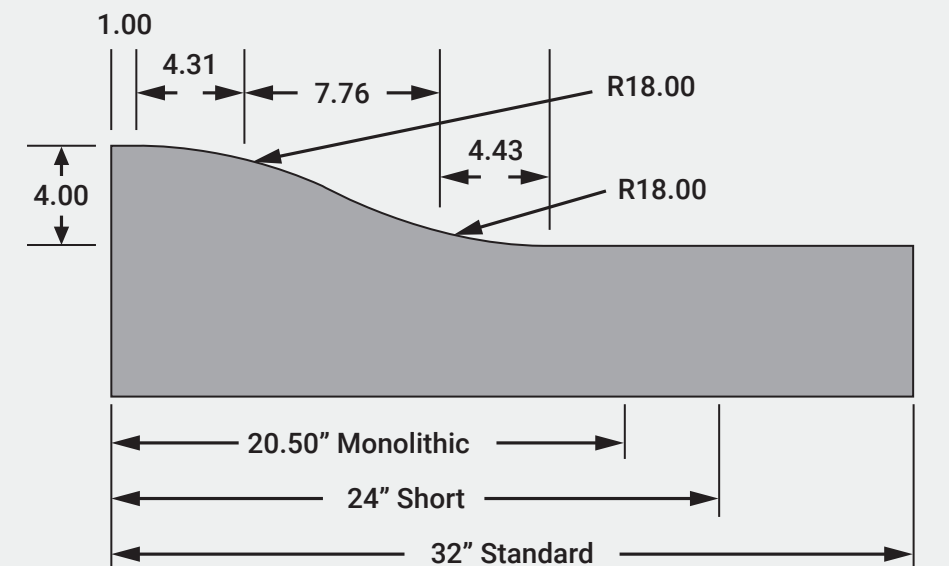


ITEM	SKU
#27 CURB TOOL	40510-027

Drum Profile 29

SPECIFICATIONS	
CURB HEIGHT	4.00
TOP RADIUS	18.00
BOTTOM RADIUS	18.00
TOP WIDTH	1.00
BATTER/LAYBACK	0.00

SKU	
STANDARD	40525-029
SHORT	40425-029
MONOLITHIC	40325-029

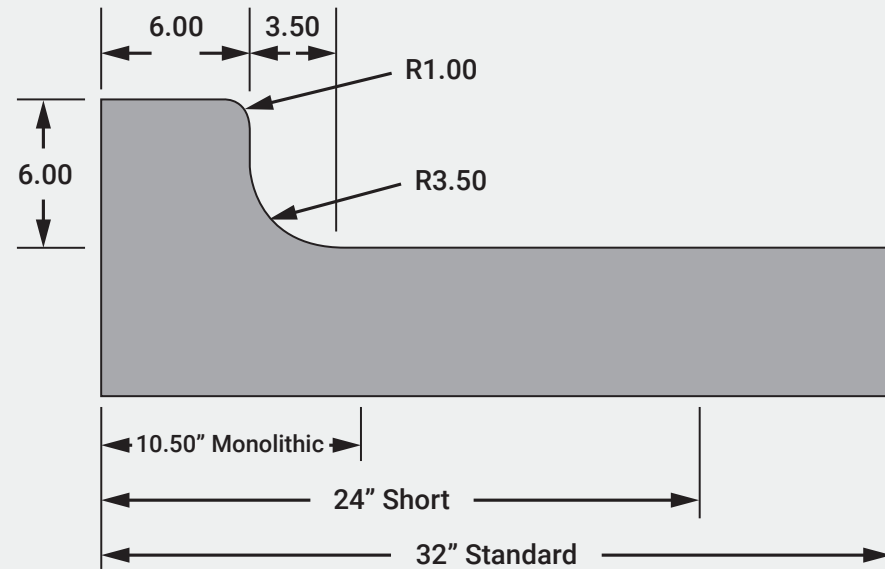


ITEM	SKU
#29 CURB TOOL	40510-029

Drum Profile 30

SPECIFICATIONS	
CURB HEIGHT	6.00
TOP RADIUS	1.00
BOTTOM RADIUS	3.50
TOP WIDTH	6.00
BATTER/LAYBACK	3.50

SKU	
STANDARD	40525-030
SHORT	40425-030
MONOLITHIC	40325-030



ITEM	SKU
#30 CURB TOOL	40510-030



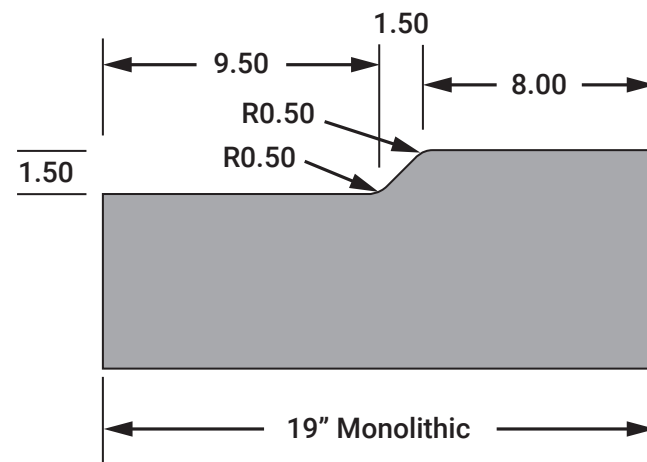
40900-001
43000-000

Drum Profile 31

Designed for mini storage unit doorway lips.

SPECIFICATIONS	
CURB HEIGHT	1.50
TOP RADIUS	0.50
BOTTOM RADIUS	0.50
TOP WIDTH	8.00
BATTER/LAYBACK	1.50

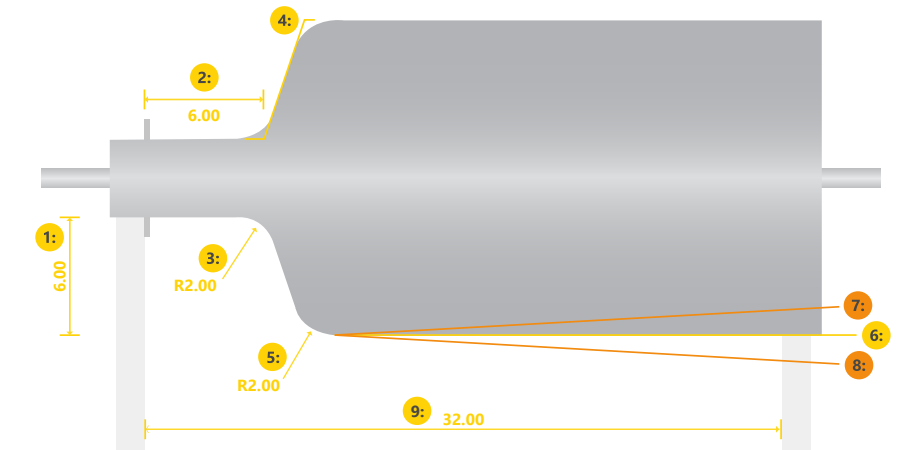
SKU	
STANDARD	40525-031
SHORT	40425-031
MONOLITHIC	40325-031



ITEM	SKU
#31 CURB TOOL	40510-031

Curb Roller Custom Drum

If you can't find the stocked drum profile you need or if you have a specialty job that has distinct specs, one of our custom drums may be right for you. Whether it's some form of curb and gutter, a street, median, v-gutter, or flume, custom drums can help cut down your production times while still maintaining a superior, high quality product. Custom drums can be made for either the Curb Roller or Hydra-Screed systems and removes the need for multiple pours, saving you time, money, and increasing your job potential. Curious if a custom drum is right for your next job? Call today and we'll see if it spins!



- 1. Curb Height
- 2. Curb Head
- 3. Top Radius
- 4. Batter/Layback
- 5. Bottom Radius
- 6. Gutter/Pan Length
- 7. Catch/Inflow
- 8. Spill/Outflow
- 9. Overall Concrete

SKU	ITEM
43000-000	Drum-Custom




*NOTE: Machine not included.

Sidewalk Kit

The Sidewalk Kit* allows both Curb Roller CM4000 & CM4100 models to do shorter lengths of flatwork, eliminating the need to use boards and allowing the user to stand in a more comfortable upright position. This kit includes a handle, frame extension, and your choice of 3 pipe lengths: 4 ft., 5 ft. and 6 ft.

SKU	ITEM
40516-001	Extension Kit - 42"-73"
40516-003	Extension Kit - 75"-103"
40516-005	Extension Kit - 111"
40559-001	Drum Assy-Sidewalk, 4'
40559-003	Drum Assy-Sidewalk, 5'
40559-005	Drum Assy-Sidewalk, 6'



*NOTE: Machine not included.

Monolithic Kit

The Monolithic Kit* can be used on new or previously purchased Curb Rollers and is perfect for jobs where one pour is required. This kit includes a float pan assembly, counterweight, and your choice of a stock or custom drum.

Call today for drum selection assistance.

SKU	ITEM
40557-003	Kit - No Drum
40325-000	Monolithic Stock Drum

Additional Hose

Hose extensions can be ordered in lengths of 25, 50, or custom foot lengths. Our hose extensions are two 3/8 hydraulic hoses in a protective nylon sleeve. Hose ends are 1/2" male and female JIC when ordering by foot.

*Ships with flat face quick connect couplers on 25' and 50' lengths.

SKU	ITEM
17000-031	25' Hose W/ QC
17000-033	50' Hose W/ QC
17099-000	Hose Ext. Per Foot



40900-001
40557-001

40900-001
40559-005



Sprocket

This 1" finished bore sprocket has a black oxide finish and 12 teeth. Sprocket is fastened with 2 set screws.

PRODUCT DIMENSIONS

40BS12H
Inside Diameter: 1"
Outside Diameter: 2.166"

SKU	ITEM
1029-101	Sprocket

Guide Ring

The Curb Roller's adjustable guide ring/collar is the only wear part on the machine. Guide rings have 3/16" set screws make adjusting and removing easier.

PRODUCT DIMENSIONS

6" X 6" X 2"

SKU	ITEM
40503-001	Ring Assy-Guide



Bearing

The 3-Bolt 1" flanged bearing is used in our Curb Roller CM4000 and CM4100. Greasable cast iron housing.

PRODUCT DIMENSIONS

SBFCT205-16G 01
1" OD X 3-3/4" W

SKU	ITEM
1147-001	Bearing-Flgd

Operators Belt

The operators belt is designed for use with the Curb Roller or machines with large custom drums and reduces fatigue while transferring pull to the hips.

SKU

ITEM
40504-001 Belt Assy-Pull



Drum Sweep Assembly

Designed to eliminate excess concrete from spilling over the head of the drum while holding excess concrete directly in front of the roller to fill voids as needed. Plate can be adjusted or modified. Comes with 5 wing nuts.

SKU	ITEM
40506-001	Sweep Assy-Long
40506-003	Sweep Assy-Short

FF Couplers

Flat Face Quick Connect Couplers are used for all Curb Roller Mfg hydraulic equipment. These couplers are included on all new Curb Rollers and Hydra-Screeds.

PRODUCT DIMENSIONS

1/2" NPT
ISO 16028

SKU	ITEM
40505-001	Coupler Set-Flat Face



Directional Valve Assembly

This proprietary valve is designed with an open center to allow oil to freely flow when the machine is not engaged. The valve allows for variable speed in both directions.

SKU	ITEM
30502-001	Valve Assy-Directional

CAT Couplers

CAT style hydraulic Quick Connect Couplers are available for individual purchase or can be installed on outgoing machines at customers request.

PRODUCT DIMENSIONS

1/2" NPT

SKU	ITEM
40505-011	Coupler Set-CAT



Chain

The Curb Roller's standard #40 single roller chain with 0.500" pitch is manufactured from carbon steel. Comes with 1 connecting link.

PRODUCT DIMENSIONS

#40 Roller Chain
31" Length

SKU	ITEM
40513-001	Drive Chain Assy

Counter Weight

The counter weight works best with lighter or specialty drums. It is designed to mount on the kickstand and can be turned four different ways for weight transfer.

PRODUCT DIMENSIONS

50 lb.

SKU	ITEM
40508-001	Weight Kit





Neutral Tab Assembly

The neutral tab assembly acts as a safety stop to help keep from accidental direction change on the Curb Roller and Hydra-Screed.

SKU	ITEM
30532-001	Parts Kit-Valve,Directional



Kickstand

The kickstand is made specifically for the Curb Roller CM4000 & CM4100 to help prop the machine up on the back form while not in use.

PRODUCT DIMENSIONS

5/8" Bar

SKU	ITEM
40020-001	Kickstand



Auxiliary Handle

The Curb Roller's auxiliary handle assists the operator when going around tight radiuses, and can also help with the loading/unloading process.

SKU	ITEM
40517-001	Handle Assy-Lift

Hydra-Screed 3000

With less effort your crew will produce a high quality, flatter concrete slab every time. Our Hydra-Screed has the weight and strength to move over 6" of concrete along the pour while allowing operators to remain in a standing position. The Hydra-Screed's rubber inserts can easily be removed to accommodate any desired length of pipe, custom V flume, crowned roller screed, and numerous other desired profiles. Comes with a 3 year warranty.

*Pipe Sold Separately

SKU	ITEM
30900-001	HS3000

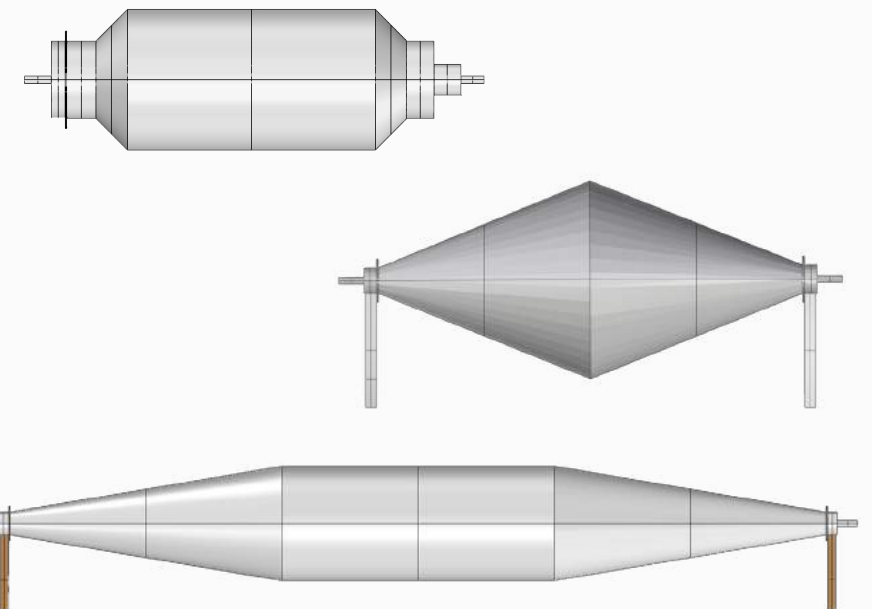


Includes: (1) Two-Way Directional Valve, (1) Flow Control Block, (2) Rubber Bushing Assembly, (1) T-Bar Pull Handle, (1) 40' Hose Assembly, (1) Quick Connect Couplers

Hydra-Screed Custom Drum

If you have a specialty job that has distinct specifications, one of our custom drums may be right for you. Whether it's a street, median, v-gutter, or flume, custom drums can help cut down your production times while still maintaining a superior, high quality product. Custom drums remove the need for multiple pours, construction joints, doweling and pinning, and reduce the need for additional forming.

SKU	ITEM
33000-000	Drum-Custom



40900-001
40525-022
40510-022



30900-001
30525-000
30540-001
13900-001

Trolley Installation

Trolley installations implement a crank and wheel system for use with certain custom drums to provide better operation and control.

SKU	ITEM
30912-003	Trolley Instl



Pull Bushing

Because the drive and static pipe ends are the same, the pull bushing attaches just like the drive chuck with a one-pin connect and disconnect.

SKU	ITEM
30505-001	Connector Assy-Pull



T-Bar Handle

The handle allows the second operator to comfortably pull the static end of the roller. It has two rubber grips and attaches to the static end pull bushing assembly.

SKU	ITEM
30501-001	Handle Assy-HS



Center Pivot Kit

The Center Pivot Kit is perfect for circular pours, such as grain bins or tank bases. This kit includes a pivot handle and one base, and can be used with the Hydra-Screed, Batt Screed or Eel Screed.

*Base plates can be ordered as needed.

SKU	ITEM
30540-001	Pivot Kit
30020-001	Base Plate



Screed End

The heavy duty screed end is easily removed and attached to 6"OD 10ga pipe with six half-inch bolts that expand the rubber when compressed.

SKU	ITEM
30504-001	Hub Assy



Wheel Kit

Wheel kits may be ordered for 6" Hydra-Screed tubes or for many of the various Hydra-Screed applications. Sizes vary depending on tube diameter and size.

*Call for pricing and proper sizing.

SKU	ITEM
30910-000	Wheel Kit Instl-HS3000




Neutral Tab Assembly

The neutral tab assembly acts as a safety stop to help keep from accidental direction change on the Curb Roller and Hydra-Screed.

SKU	ITEM
30532-001	Parts Kit-Valve, Directional





30900-001
33000-000

30900-001
33000-000
13900-001

Hydra-Pack 1300

The HP1300 has a Honda GX390 engine and is perfect for job sites where a skid loader or mini excavator won't fit. This heavy duty power unit delivers an impressive two-way directional flow of 5-8 GPM with adjustable PSI and a max PSI of 2250. An 11-gallon tank provides plenty of hydraulic fluid and cooling capacity, while the 13" no-flat tires let you navigate through the rough terrain of any job site. At the size of a standard generator, the Hydra-Pack HP1300 easily fits in the back of a pickup or job trailer. Comes with a 3 year warranty.



SKU	ITEM
13900-001	HP1300

Tires

Navigate through rough terrain with ease thanks to these 13" no-flat tires. Made of solid polyurethane and providing a low profile design, these tires remove the hassle of continued inflation.

PRODUCT DIMENSIONS

13" Diameter
2.17" Hub Length

SKU	ITEM
1141-003	No-Flat Tires



Filter

This easy to install disposable in-line return filter has 25 PSI by-pass and a 3-1/2" 10 micron cellulose spin on element.

PRODUCT DIMENSIONS

10 Micron

SKU	ITEM
1143-901	Oil Filter



Batt Screed 6000

The Batt Screed is powered by a rechargeable 60-volt lithium-ion battery for impressive power and run time. It eliminates exhaust fumes, power cords, and hydraulic hoses typically found in traditional roller screeds. It comes with expandable tube inserts that allow easy transition between tubes 3 ft. to 22 ft long. A three-position handle folds and locks for compact and lightweight transport, and with the simple pull of two pins one person can detach the screed from the tube in less than a minute. Comes with a 1 year warranty on the machine, and a 3 year warranty on the batteries.

*Pipe Sold Separately

SKU	ITEM
60900-001	BS6000



Includes: (1) Drive Unit, (1) T-bar Assembly, (2) Expandable Pipe Ends, (2) DeWalt 12-Amp Hour Batteries, (1) DeWalt FLEXVOLT Charger, (1) Pull Bushing

Kickstand

The heavy duty kickstand allows the operator to leave the screed free-standing, and can be removed and placed in back of handle for easy transport and storage.

SKU	ITEM
60021-001	Kickstand



T-Bar Handle

The handle allows the second operator to comfortably pull the static end of the roller. It has two rubber grips and attaches to the static end pull bushing assembly.

SKU	ITEM
60019-001	Handle Assy-Pull



Center Pivot Kit

The Center Pivot Kit is perfect for circular pours, such as grain bins or tank bases. This kit includes a pivot handle and one base, and can be used with the Hydra-Screed, Batt Screed or Eel Screed.

*Base plates can be ordered as needed.

SKU	ITEM
30540-001	Pivot Kit
30020-001	Base Plate



Batteries & Charger

The Batt Screed comes standard with two (2) DEWALT Flexvolt 12 Amp hour batteries and one (1) 20V DEWALT charger to provide optimal power and run time.

SKU	ITEM
1500-031	Battery-12 Amp
1500-051	DEWALT Charger-20V



60900-001
60525-010



60900-001
60525-022
30540-001

Form Runner

Placed on 4" SCH40 aluminum pipe to avoid excessive wear caused by the continuous spinning of the pipe on formwork or existing concrete, these form runners protect your pipe from contact wear.

PRODUCT SPECS

(6) 3/8" Set Screws

SKU	ITEM
60504-001	Sleeve Assy



Pull Bushing

Because the drive and static pipe ends are the same, the pull bushing attaches just like the drive chuck with a one-pin connect and disconnect.

SKU	ITEM
60503-001	Connector Assy-Pull



Screed Ends

These heavy duty ends are easily removed and attached to 4" SCH40 aluminum pipe with three half-inch bolts that expand the rubber when compressed.

SKU	ITEM
60501-001	Hub Assy



Eel Screed 6100

Save your knees, back, and time with the best corded roller screed on the market! The Eel Screed works with 120V outlets and comes with expandable tube inserts that allow for easy transition between tubes 3 ft. to 22 ft long. A three-position handle folds and locks for compact and lightweight transport, and with the simple pull of two pins one person can detach the screed from the tube in less than a minute. Comes with a 1 year warranty.

*Pipe Sold Separately

SKU	ITEM
61900-001	ES6100

Includes: (1) Drive Unit, (1) T-bar Assembly, (2) Expandable Pipe Ends, (1) Pull Bushing

Center Pivot Kit

The Center Pivot Kit is perfect for circular pours, such as grain bins or tank bases. This kit includes a pivot handle and one base, and can be used with the Hydra-Screed, Batt Screed or Eel Screed.

SKU	ITEM
30540-001	Pivot Kit
30020-001	Base Plate

*Base plates can be ordered as needed.





Form Runner

Placed on 4" SCH40 aluminum pipe to avoid excessive wear caused by the continuous spinning of the pipe on formwork or existing concrete, these form runners protect your pipe from contact wear.

PRODUCT SPECS

(6) 3/8" Set Screws

SKU	ITEM
60504-001	Sleeve Assy



Kickstand

The heavy duty kickstand allows the operator to leave the screed free-standing, and can be removed and placed in back of handle for easy transport and storage.

SKU	ITEM
60021-001	Kickstand



T-Bar Handle

The handle allows the second operator to comfortably pull the static end of the roller. It has two rubber grips and attaches to the static end pull bushing assembly.

SKU	ITEM
60019-001	Handle Assy-Pull



Pull Bushing

Because the drive and static pipe ends are the same, the pull bushing attaches just like the drive chuck with a one-pin connect and disconnect.

SKU	ITEM
60503-001	Connector Assy-Pull



Screed Ends

These heavy duty ends are easily removed and attached to 4" SCH40 aluminum pipe with three half-inch bolts that expand the rubber when compressed.

SKU	ITEM
60501-001	Hub Assy



60900-001
60525-020

60900-001
60525-020



Aluminum Pipe

This pipe is made of 4" SCH40 6160 aluminum and is perfect for use with either the Batt or Eel Screeds. When using with the Batt or Eel Screed, we do not recommend pipe lengths over 22'.

LENGTH	SKU	ITEM
4 Ft.	60525-004	Pipe - Alum SCH40
6 Ft.	60525-006	Pipe - Alum SCH40
8 Ft.	60525-008	Pipe - Alum SCH40
10 Ft.	60525-010	Pipe - Alum SCH40
12 Ft.	60525-012	Pipe - Alum SCH40
14 Ft.	60525-014	Pipe - Alum SCH40
16 Ft.	60525-016	Pipe - Alum SCH40
18 Ft.	60525-018	Pipe - Alum SCH40
20 Ft.	60525-020	Pipe - Alum SCH40
22 Ft.	60525-022	Pipe - Alum SCH40

Don't see what size you need? Contact us for item availability.



60900-001
60525-020

Mega Screed® Chairs

These 15mm yokes come in a value bag of 100. Mega Screed® chairs can be left in your pour and are designed against floating, corroding, or expanding, and help you achieve a better finish without the worry of forming pockets (i.e. if using/removing stakes).

For use with 1/2" domestic or foreign rebar and pipe rails up to 2" in diameter.

SKU	ITEM
1153-001	Yoke-Green




Steel Tube

This tube is made of 6"OD 10 gauge steel and is perfect for use with the Hydra-Screed.



LENGTH	SKU	ITEM
4 Ft.	30525-004	Tube - 6"OD x 10ga
6 Ft.	30525-006	Tube - 6"OD x 10ga
8 Ft.	30525-008	Tube - 6"OD x 10ga
10 Ft.	30525-010	Tube - 6"OD x 10ga
12 Ft.	30525-012	Tube - 6"OD x 10ga
14 Ft.	30525-014	Tube - 6"OD x 10ga
16 Ft.	30525-016	Tube - 6"OD x 10ga
18 Ft.	30525-018	Tube - 6"OD x 10ga
20 Ft.	30525-020	Tube - 6"OD x 10ga
22 Ft.	30525-022	Tube - 6"OD x 10ga
24 Ft.	30525-024	Tube - 6"OD x 10ga
26 Ft.	30525-026	Tube - 6"OD x 10ga
28 Ft.	30525-028	Tube - 6"OD x 10ga
30 Ft.	30525-030	Tube - 6"OD x 10ga



DISTRIBUIDOR EN ESPAÑA:
COMACE IMPORT, SL
Pol. Ind. Els Dolors, C/ Castellet nº 15
08243 MANRESA (Barcelona)
Tel. 93 878 43 18 - 669 46 48 55
E-mail: comace@comaceimport.com
Web: www.comaceimport.com